



Nu-Teck Couplings Pvt. Ltd.

Are Overloads pulling you down ?



NU-TECK

TORQUE LIMITER & TORQUE LIMITER COUPLING

Put you in control of overloads that hamper production. Consistently accurate torque control.
Positive drive responds instantly. Resets automatically. Operates in either direction.



Manufactured & Marketed by :
NU-TECK COUPLINGS PVT. LTD.

REGD. OFFICE & WORKS : B-1-C-13, BHOSARI INDUSTRIAL ESTATE,
PUNE - 411 026 (INDIA)

TEL. : +91-2027120103, +91-20 27120104

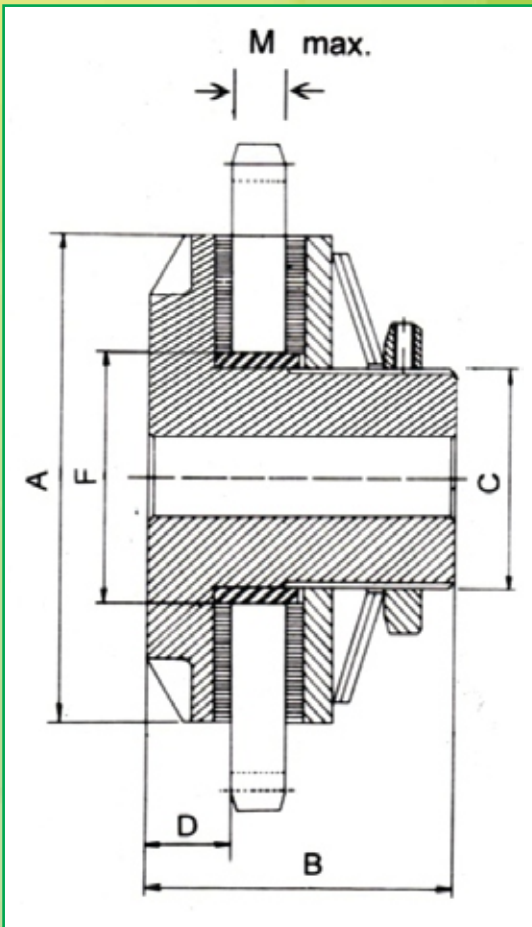
E-mail : info@nuteckcouplings.com

Website : www.nuteckcouplings.com



Nu-Teck Couplings Pvt. Ltd.

NU-TECK Torque Limiters




NU-TECK Manufactured Torque Limiter is a protective device that limits torque transmitted in a drive system by slipping when torque demand exceeds a preset value. Exceeding preset value can result in shock loads, over loads or machine jams.

The Torque Limiter automatically re-engages when the over load torque goes back to range.

Resetting is not required. The Nu-Teck Torque Limiter thus prevents machine damage and eliminates downtime.

Working: It utilizes spring loaded friction surfaces for its operations; slip torque is preset by adjustment of the spring force. The Torque Limiter can be used with a sprocket, gear, sheave(pulley wheel), or F range plates as a center member that is clamped between the two friction facing.



***SPROCKET SHOWN IS ONLY FOR REFERENCE**

CAPACITIES & DIMENSIONS

TORQUE LIMITER SIZE	TORQUE CAPACITY (KG.M)		PILOT MIN. BORE	MAX. BORE	APPROX WT.KG?	A	B	C	D	M. MAX.	'F' SPROCKET BORE DIA OVER BUSHING
	MIN.	MAX.									
50-M1	0.3	1.5	8.0	14	0.3	50	29	24	6	7.2	30.10
50-M2	0.6	2.5	8.0	14	0.3	50	29	24	6	7.2	30.10
65-M1	0.7	2.8	10.0	22	0.5	65	50	35	15	8.8	41.40
65-M2	1.4	5.5	10.0	22	0.5	65	50	35	15	8.8	41.40
90-M1	2.0	7.0	12.0	28	1.5	90	65	45	18	16.0	52.00
90-M2	3.5	14.0	12.0	28	1.5	90	65	45	18	16.0	52.00
125-M1	5.0	18.0	16.0	38	3.5	125	78	60	23	16.0	70.00
125-M2	6.5	36.0	16.0	38	3.5	125	78	60	23	16.0	70.00
150-M1	7.5	44.0	20.0	42	5.5	150	90	70	26	23.0	80.00
150-M2	9.0	61.0	20.0	42	5.5	150	90	70	26	23.0	80.00
180-M1	11.0	58.0	25.0	64	10.0	180	110	100	28	28.5	110.00
180-M2	20.0	110.0	25.0	64	10.0	180	110	100	28	28.5	110.00
225-M1	22.0	140.0	25.0	92	20.0	230	120	140	33	28.5	152.00
225-M2	40.0	175.0	25.0	92	20.0	230	120	140	33	28.5	152.00





Nu-Teck Couplings Pvt. Ltd.

NU-TECK Plate Wheels

NU-TECK offers plate wheels manufactured specifically for torque limiter application.

For optimum performance the plate sprocket must be Flat, parallel, square with bore and free from rust, scale and oil. Otherwise, the capacity of torque limiter will be erratic. We recommend using Nu-Teck plate sprocket for applications where slippages may be frequent.

Rated torque capacity can be obtained with our precision manufactured sprockets.



MINIMUM SPROCKET TEETH AND BUSH LENGTH

SIZE	3/8" SPRKT MIN. TEETH	BUSH LENGTH	1/2" SPRKT MIN. TEETH	BUSH LENGTH	5/8" SPRKT MIN. TEETH	BUSH LENGTH	3/4" SPRKT MIN. TEETH	BUSH LENGTH	1" SPRKT MIN. TEETH	BUSH LENGTH	1 1/4" SPRKT MIN. TEETH	BUSH LENGTH	1 1/2" SPRKT MIN. TEETH	BUSH LENGTH	1 3/4" SPRKT MIN. TEETH	BUSH LENGTH	2" SPRKT MIN. TEETH	BUSH LENGTH
50-M1 50-M2	20	9	16	10.5	14	12					Note: Our Torque Limiter with standard bush length highlighted. which are available in Ready Stock.							
65-M1 65-M2	25	10.5	20	12	10	14.5												
90-M1 90-M2	33	10.5	26	12	21	14.5	19	16.5	15	21								
125-M1 125-M2			35	16	30	17.5	25	19.0	19	24								
150-M1 150-M2			42	14	34	17.5	30	19.0	22	24	19	24.8	17	30.4	15	36		
180-M1 180-M2			48	14	39	17.5	33	19.0	26	24	21	24.8	18	30.4	16	36	15	36
225-M1 225-M2			60	21	50	23	42	26	32	30	26	31	23	37	20	42	19	42

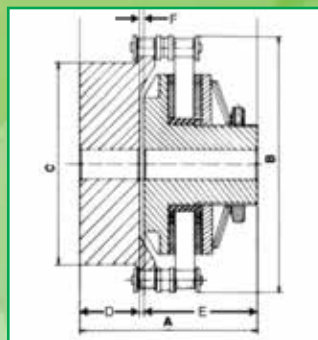


Nu-Teck Couplings Pvt. Ltd.

NU-TECK

Torque Limiter Couplings

NU-TECK offers 14 sizes of Torque Limiters. The coupling combines overload slip-protection with the ability to couple driving and driven shafts. One set consists of stock torque limiter and a roller chain type coupling. The plate sprocket serves as center member, and is coupled to a sprocket by an I.S. double strand roller chain which is easily connected by a standard connecting link. This construction provides a dependable and easy-to-assemble flexible coupling having shaft misalignment compensation?




Catalogue No.	Misalignment		Torque capacity Kg.M		Stock Min.Plain Bore		Max. Bore		Dimensions (mm)						Approx. wt.
	Max. Parallel	Max. Angular	Min.	Max.	Cplg. Spkt (mm)	Torque Limiter	Cplg. Spkt (mm)	Torque Limiter (mm)	A	B	C	D	E	F	Kgs.
50-M1C 50-M2C	0.2	1/2°	0.3 0.6	1.5 2.5	10	8	28	14	55	77	50	23	29	3	1.0
65-M1C 65-M2C	0.25	1/2°	0.7 1.4	2.8 5.6	12	10	48	22	78	100	74	25	50	3	2.0
90-M1C 90-M2C	0.30	1/2°	2.0 3.5	7.0 14.0	16	12	56	28	108	136	100	40	65	3	6.50
125-M1C 125-M2C	0.38	1/2°	5.0 6.5	18.0 36.0	20	16	70	38	123	180	145	42	78	3	13.0
150-M1C 150-M2C	0.38	1/2°	7.5 9.0	44.0 61.0	25	20	90	42	144	214	168	51	90	3	21.0
180-M1C 180-M2C	0.50	1/2°	11.0 22.0	58.0 110.0	25	25	100	64	177	247	195	64	110	3	34.0
225-M1C 225-M2C	0.50	1/2°	20.0 40.0	140.0 175.0	40	25	160	92	205	310	244	82	120	3	65.0

OUR OTHER RANGE OF POWER TRANSMISSION PRODUCTS



Sprockets



Roller Chain Coupling



Flexible Gear Couplings



Manufactured & Marketed by :
NU-TECK COUPLINGS PVT. LTD.

REGD. OFFICE & WORKS : B-1-C-13, BHOSARI INDUSTRIAL ESTATE,
PUNE - 411 026 (INDIA)
TEL. : +91-2027120103, +91-20 27120104
E-mail : info@nuteckcouplings.com
Website : www.nuteckcouplings.com